


# Newaygo County Fair Rabbit Project Handbook




Revised 2011

## Introduction

This handbook has been developed to give 4-H rabbit leaders, 4-H members, parents and others involved with the Newaygo County Agricultural Fair, the most up to date information and regulations concerning all the areas in the rabbit division.

The handbook provides a place of reference to questions and concerns. Page numbers have been omitted to allow for changes and growth in the book as the years go by. Many procedures are repetitive through out the book to ensure the information is understood and where the procedures apply. By everyone striving to follow the regulations and procedures set forth within, fair week and other rabbit related events will be more enjoyable and educational for participants and their leaders. The donated time given by many should not be spent in conflict and uncertainty from lack of information regarding procedures. Should a problem arise that is not addressed within the contents of this handbook, please contact the Rabbit Superintendent. Thank you.



## Index

### SECTION

INTRODUCTION

THE 4-H MEMBER

RABBIT PROJECT

A. OBJECTIVES TO RABBIT PROJECT

ABOUT THE 4-H MEMBER

A. 5 YEAR OLDS

B. 6 TO 8 YEAR OLDS

C. 9 TO 19 YEAR OLDS

ABOUT THE RABBIT PROJECT LEADER

A. RESPONSIBILITIES

B. TEEN LEADERS

ABOUT THE NOTEBOOK

ABOUT THE RABBIT

RABBIT PROJECTS

A. SHOWMANSHIP

B. MARKET RABBITS

C. PEDIGREE RABBIT

D. SIRE AND GET

COSTUME CLASS

CAVY PROJECTS

FAIR BARN RULES

FAIR WEEK

SHOWDAY AND SHOW ETIQUETTE

SHOW ORDER

MARKET LIVESTOCK AUCTION

## THE 4-H MEMBER

Becoming a 4-H member has certain goal, objectives and responsibilities. It is the leader's duties to be sure youth understand the criteria for membership before they join a club.

**RESPONSIBLE TO:** Administrative Leader, Project Leader and members of the club

**GOAL:** To become mature and competent 4-H members who possess and demonstrate the positive qualities of leadership and citizenship.

**OBJECTIVES:** To belong to a 4-H club and be a consistent and active member. Participate in club, county state and national programs as the opportunity arises. To have fun, make new friends, do exciting and new things. Learn new or improve on existing skills through a variety of 4-H projects, activities and events.

**RESPONSIBILITIES:** Follow the rules, guidelines and/or by laws of the local club and 4-H in general. Pursue and complete one or more 4-H projects each year. Attend regularly and participate in club meetings, as well as 4-H activities.

### OBJECTIVES OF ALL RABBIT PROJECTS

1. To gain knowledge and skills involved in efficient management and in caring for rabbits.
2. To improve knowledge in selecting quality rabbits and how to properly feed them balanced rations
3. To maintain management records to base decisions on regarding feed, breeding, culling, etc.
4. To participate in group activities and to assume responsibilities in the rabbit project programs.
5. To gain satisfaction from completing a project to the best of your ability.
6. To let members experience and cope with the values and attitudes of responsibility, in a relatively unsupervised environment. The supervision will be on a periodic basis.

7. To let members learn the possibilities of marketing rabbits for breed stock, laboratory use, and/or contributing meat for the family table.
8. To let the member experience competing through showing rabbits at 4-H rabbit show, the state 4-H rabbit show American Rabbit Breeders Association shows and the Newaygo County fair.

Any questions you may have can be referred to the Rabbit Superintendent.

Terese LaPree 231-519-7380

## ABOUT THE 4-H MEMBER

5 YEAR OLDS ARE CLOVER BUDS. A GREAT PROGRAM MADE ESPECIALLY FOR THE FIRST YEAR IN 4-H.

WORKING WITH YOUNGER 4-HMEMBERS CAN BE A CHALLENGE AT TIMES. THERE ARE WAYS YOU CAN ADDRESS PROBLEMS BY THINKING AHEAD. YOUTH IN THE 5 TO 8 YEAR OLD AGE RANGE HAVE A SHORTER ATTENTION SPAN, LIMITED VOCABULARY, LESS PRACTICED MOTOR SKILLS AS WELL AS A CARIED ABLILITY TO GRAPS CERTAIN CONCEPTS. WITH SOME ADVANCED PLANNING CLUB MEETINGS AND PROJECTS CAN SUCESFUL AND FUN.

1. Keep projects at meetings to about 20 minutes to go along with younger member's attention span.
2. Limit vocabulary and reading/writing skills means you won't be able to just hand out worksheets, and expect them to understand them. Communication should be on their level.
3. Motor skills can present challenges from showmanship to lettering. Try to design activities that challenge them enough to improve their skills, but not so difficult that they get frustrated. Cut and paste work nicely. Glue sticks and rubber cement work well and make less mess. The key to success is preparation time. Try to foresee all those areas that the member will have problems with and prepare ahead.

4. Have a completed activity on hand so younger members can see what the end result could look like. Encourage them to make the project how they would like it to look.

The primary interest of a child this age is their rabbit. Activities should be fun and emphasize basic rabbit care and information. Record books can be made in story book form, diary form or scrapbook form. Three ring binders work well as a base for record books. Stickers and rubber stamps are favorites.

## EXHIBITORS

5 year olds.

Five year olds sign up for parent and me classes. They can show in showmanship with a parent beside them. There will be a participation ribbon given to this age.

Exhibitors this age can show a stuffed rabbit if they choose. This enables them to learn showmanship skills with out the possibility of being scratched or bitten enabling the youth to gain experience.

A record book made on their level should be done. Storybook, scrap book and information gathered online can be put into a 3 ring binder.

If the exhibitor is comfortable with a live rabbit, that can be shown.

6 to 8 year olds are in the pre junior classification for the Newaygo County Fair.

Rabbit projects must be started before April 30 of the current year.

An appropriate rabbit record book must be completed. This can be made from stories, pictures, handouts and information found online. Put into a 3 ring binder. Another option would be to answer the questions in the rabbit record book available from the 4-H agent. Be sure adults write the child's answer with out embellishing, if writing skills are not good enough for the child to write the answers.

Some things the youth can learn about are basic care, nutritional needs, water, basic anatomy, general information. Breeds, basic equipment, and diseases.

Barn duty should be done with older youth or 4-H leaders or parents.

6-8 year olds must be on hand to show their own rabbit.

6-8 year olds must be on hand to feed water and take care of their own rabbit with minimal assistance from parent or leader.

6-8 year olds may enter costume class.

They must follow all other rules where they apply.

### 9 TO 19 YEAR OLDS

1. 9-19 YEAR OLDS MUST START THEIR RABBIT PROJECT BEFORE APRIL 30 OF THE CURRENT YEAR TO EXHIBIT AT FAIR.
2. 9-10 YEAR OLDS MUST REGISTER THEIR MARKET RABBIT PROJECTS BY APRIL 1ST. CALL THE RABBIT SUPPERINTENDENT.
3. 9-19 YEAR OLDS MUST ENTER SHOWMANSIHP TO COMPETE IN ANY OTHER RABBIT CLASSES.
4. 9-19 YEAR OLDS MUST OWN, BEPRESENT TO TRANSPORT, AND SHOW THEIR OWN RABBITS IN ORDER TO EARN AN AWARD. IF CONFLICT OCCURS IN SCHEDULING SEE SUPERINTENDENT.
5. EXHIBITORS MUST SEND IN THEIR FAIR REGISTRATION IN BY JULY 1 AT 5:00 P.M.
6. 9-19 YEAR OLDS INVOLVED WITH THE MARKET LIVESTOCK AUCTION MUST OWN, SHOW AND SELL THEIR OWN PROJECT RABBITS.
7. THERE ARE FIVE AGE GROUP CLASSES IN SHOWMANSHIP FOR BOTH RABBITS AND CAVIES. THEY ARE :
  - A. PARENT AND ME 5 YEAR OLDS.
  - B. PRE-JUNIOR 6-8 YEAR OLDS
  - C. JUNIORS 9-11 YEAR OLDS
  - D. INTERMEDIATE 12-14 YEAR OLDS
  - E. SENIORS 15-19 YEAR OLDS

8. FIRST PLACE WINNERS FROM THE JUNIOR INTERMEDIATE AND SENIOR CLASSES WILL COMETE FOR BEST OVER ALL SHOWMAN AT THE END OF SHOWMANSHIP CLASSES. THEY MUST BE PRESENT AND READY TO SHOW.
9. 9-19 YEAR OLDS ARE RESPONSIBLE FOR DAILY FEEDING, WATERING, AND CLEANING OF RABBIT CAGES BY 9:00 A.M. EACH DAY OF FAIR WEEK. FAILURE TO DO SO WILL RESULT IN THE LOSS OF PREMIUMS.
10. 9-19 YEAR OLDS ARE RESPONSIBLE TO BRING SANATIZED WATER BOTTLES, CROCKS, FRESH FOOD, WATER, CLEAN WELL VANTILATED LEAKPROOF CARRIER, AND ANY EQUIPMENT NECESSARY FOR THEIR RABBIT PROJECT.
11. EXHIBITORS MUST SIGN UP FOR BARN DUTY. BARN DUTY WILL CONSIT OF KEEPING THE BARN CLEAN FROM DEBRIS, CHECKING ON THE WELL BEING OF ALL RABBITS, AND ANSWERING QUESTIONS FROM THE PUBLIC.
12. EXHIBITORS WILL NOT ENGAGE IN HORSEPLAY IN OR AROUND THE SMALL ANIMALS BARN WHILE ON BARN DUTY.
13. EXHIBITORS MAY BOT HANDLE OR FEED ANOTHER EXHIBITORS RABBIT OR HANDLE AND USE EQUIPMENT BELONGING TO OTHER EXHIBITORS WITH OUT PRIOR CONSENT OF OWNER. BOTH MEMBER AND SUPERINTENDENT MUST BE INFORMED.
14. EXHIBITORS MUST HANDLE ONLY THEIR OWN PROJECTS.
15. RABBITS MUST STAY IN THE RABBIT AREA OF THE SMALL ANIMAL BARN.
16. EXHIBITORS ARE RESPONSIBLE TO SEND THANK YOU CARDS TO AWARD SPONSORS, SMALL ANIMAL BUYERS AND ANY PERSON OR BUSINESS THAT HAS CONTRIBUTED TO THE RABBIT AREA AS SOON AS POSSIBLE DURING OR SHORTLY AFTER FAIR WEEK.

**RABBIT PROJECT LEADERS**

## RESPONSIBILITIES

### The Club

1. to guide 4-H members towards the different Rabbit Project programs that best suits the 4-H members situation, supply needed information about the Rabbit Project, and to help the 4-H member register for the proper 4-H Rabbit Projects that the member is truly equipped to master.
2. To guide 4-H members through the Objectives for all Rabbit Projects.

### The County

1. To get involved with the Small Animal Committee.
2. To get involved with county and state workshops.

### The Fair

1. To help 4-H members register in proper classes.
2. To help 4-H members to turn in their Fair registration by July 1 at 5:00 pm.
3. To make sure your club has fulfilled their barn duty responsibilities.
4. To make sure your club members get together during show day so that all members are on hand to show.
5. To keep track of your clubs rabbit cages. The following should be watched for: clean trays, fresh water, food, and rabbit's general well being during the week. Persistent problems should be brought to the Rabbit Superintendent's attention.
6. To report early removal of 4-H members rabbit(s).
7. To make sure your club members have properly followed check procedures by cleaning their cages free of all debris, cleaned tray, and turned upside down. Rabbits need to remove by check out time so the barn can be sprayed down.

### The Auction

1. The auction Team will help the 4-H members with most of the auction procedures.
2. Should you attend auction with club members, please keep them seated in designated area.
3. Be sure your 4-H member has a baggie of feed with instructions on feeding the rabbit for their buyer, as well as the pedigree.

## Club Ideas for Rabbit Leaders

1. Sanitize equipment
2. Tattoo rabbits
3. trim toenails
4. cleaning rabbits
5. Showmanship
6. Nest box Care
7. Conditioning and brushing rabbits
8. Judging meat quality, type, and balance
9. Dress and attitude before a judge

Demonstrations and discussions should be done by teen leaders whenever possible.

Rabbit Leaders should discuss.

1. Sportsmanship
2. Fair regulations
3. Reasons for notebooks
4. Encourage rabbit related projects
5. Good breeding practices
6. honest rabbit sales practices

## TEEN LEADERS

1. Teen leaders must have reached their 13<sup>th</sup> birthday by January 1 of current year, and have the consent of adult leader.
2. Teen leaders must actively participate in the leadership of their local club.
3. Members must be enrolled in 4-H as a teen leader.
4. The teen leadership responsibility should last a specific length of time, determined by the teen and adult leader. The responsibility should involve on going responsibilities or one major activity which requires in depth preparation.
5. Teen leaders and their adult leader should attend at least one county or area or state workshop in their project area or on leadership development.

## TEEN LEADERSHIP

First year leaders or 13-14 year olds. Assume responsibility for at least one local activity of the 4-H club. Examples include

- A. being a club officer
- B. Planning a project lesson.
- C. Doing a project demonstration
- D. Working with the Younger members with the bunny system.

Second year teen leaders age 15 years and older. Assume some responsibility for activity in addition to a local activity.

- A. County workshop, achievements, air, etc.
- B. Small Animal committee.
- C. Attend Kettunen center or state workshops and re-teach information in the county
- D. Be willing to work with new 4-H rabbit members using the bunny system.
- E. Participate in community service projects.
- F. Give speeches or demonstration using the knowledge you have learned through 4-H to teach in schools, church groups etc.
- G. Other similar experiences.

## ABOUT THE FAIR RABBIT

1. The last day an exhibitor can purchase a rabbit is April 30 of the current year to exhibit at fair.
2. All rabbits must be the property and in the care of the exhibitor.
3. All exhibitors are required to pre register all market projects at the spring registration. Watch the flashes for day and time. Projects included for pre registration are: Market pen of three, sire and get, and pedigree sale. Information needed during at this meeting will be breed, sex, tattoo number, pedigree. Failure to attend rabbit registration day will deem the rabbit project not registered for fair. No rabbits will be accepted after this meeting. Exhibitors will also have to enter the fair classes needed on the fair registration paperwork.
4. All rabbits must have a legible permanent tattoo number in their left year prior to fair week. A tattoo clinic may be held prior to fair. Or the current superintendent will tattoo the rabbit the first day of fair.

5. Unborn market kits must have future ear numbers on file on rabbit registration day. Market and or single fryer must be tattooed with these pre registration numbers only.
6. Breed rabbits will be judged by the latest edition of the *Standard of Perfection*. Rabbits with faults will be disqualified as set forth in the *Standard of Perfection*. Rabbits with faults may be used in showmanship.
7. Mixed breed rabbits will be identified by physical identification and tattoo number. Mixed breed rabbits are not breed rabbits, therefore can not be shown in breed class, sire and get, or pedigree rabbit class.
8. Cross bred rabbits will be accepted for Market pen of three or single fryer classes.
9. No rabbits under three months of age by the first day of fair are to be shown except in Market pen of Three or Single Fryer classes.
10. All rabbits must be ready and fit for showing prior to getting to fair. An example of things that should be done prior to fair are, nail clipping, tattoo, cleaning, etc.
11. All rabbits must be seen by the rabbit superintendent on the first day of the fair. After being seen by superintend you will be given permission to cage and care for your rabbit. Superintendents' word is final.
12. Rabbits must be transported in a clean, well ventilated, leak proof carry case.
13. Rabbits must have sanitized food crock and water bottle upon entry to fair barn.
14. Cages will be assigned by rabbit superintendent. Only one rabbit per cage except for market pen of three.
15. No sick or diseased rabbits will be permitted in the barn. The rabbit superintendent has the final word on the acceptance of rabbits. Any rabbits showing signs of illness will be sent home and are not to return to fair.
16. The judge's book is final the day of show.
17. Rabbits will be fed and taken care of by 9:00 a.m. each day by the exhibitor. Failure to do so will result in loss of premiums.
18. Rabbits should not be over handled during fair week to prevent stress.
19. Rabbits need to have frozen water bottles to put in their cages when heat becomes uncomfortable.
20. Any rabbits that look poorly or go off feed should be reported to rabbit superintendent as soon as possible.

## ABOUT THE EXHIBITOR RECORD BOOK

1. The 9-19 year old exhibitor must accurately and neatly complete a rabbit record book for each project entered. These books may be obtained from the 4-H agent, or from the superintendent if available. Be sure to specify which book you need. Record books challenge the exhibitor to learn more about rabbits, record keeping, and evaluation. The books are as much part of the rabbit project as the animal. Exhibitor should spend time researching questions either individually or in a project meeting. Answers to questions can be found in *Rabbits, Rabbits, Rabbits, Rabbit tracks, Rabbit Fitting and Showing, Domestic Rabbits, and the Standard of Perfection*.
2. Rabbit record books must be turned in to the superintendent the first day of Fair week. If no book is turned in or an incomplete book is turned in the project will be deemed incomplete and no awards will be given.
3. Record books are required for Showmanship, Market Class, Sire and Get and Pedigree Classes.
4. Rabbit record books will be judged on completeness, accuracy, content, neatness and individual effort put forth.
5. See 5-8 year olds for record book requirements for that age group.

## RABBIT PROJECTS

### SHOWMANSHIP

#### Rabbits and Cavies

1. Exhibitors must start their Showmanship Project by April 30 of the current year to exhibit at the Fair.
2. All exhibitors must enter showmanship to be eligible for other rabbit classes.
3. Exhibitors must complete an age appropriate Rabbit Record Book for Showmanship in order for the project to be deemed complete and an award be given.
4. There are five age groups for showmanship.
  - A. Parent and me 5 year olds

- B. Pre juniors 6 to 8 year olds.
  - C. Juniors 9 to 11 year olds
  - D. Intermediates 12 to 14 year olds
  - E. Seniors 15 to 19 year olds.
5. First place winners in the junior, intermediate and senior classes will compete for Best overall Showman following the Showmanship classes. They must be present and available to show.
  6. If conflict occurs in scheduling with exhibitors showing another species, please tell superintendent as soon as possible.
  7. No one is allowed at the show tables except for the show team and exhibitors that are showing their rabbits. No exhibitors are allowed behind the judges table unless asked by the judge.
  8. Exhibitors should not remove showmanship rabbits from its cage until just about time for them to show. Rabbits become stressed and over heated. When they are agitated they can act up or bite.
  9. Exhibitors not yet showing must stay in the small animal barn until their turn arrives. If you must use the restroom please let an adult know.
  10. Rabbits may be mixed breeds for showmanship.
  11. Exhibitors must transport and put their own rabbit up on the table in order to receive awards. Exception would be 5 year olds.
  12. Exhibitors are required to complete an age appropriate rabbit record book for showmanship in order for the rabbit showmanship project to be deemed complete and an award given.
  13. See show day etiquette for show day regulations.
  14. Cavies will be shown in the same age group as rabbits. Showmanship class for cavies will follow lunch.
  15. Cavies can be brought in the day of show, and taken home the same day. This reduces the stress on them.
  16. Cavies must be transported in a leak proof carrier with a top.

## THE BUNNY SYSTEM


The bunny system was first developed by Kids & Kritters Rabbit Club in Croton. Later by Bunnies and Clover of Ensley Center. This system worked well for both clubs. The concept also fits with the Teen Leader Project.

The program works as follows: Older 4-H members with a very good understanding in showmanship are paired up with younger members or new members through out the year and guide their bunny partner through their first fair week and show day. The olds 4-H member explains the showmanship process step by step and demonstrates how and why showmanship is done. The older member will receive questions about rabbits from the less experience member. This will keep older members on their toes seeking answers and expanding their own knowledge about rabbits as well. The younger members or new members will learn by hearing, seeing and doing which works best for 5- 8 year olds. Try to pair 4-H members with the same or similar type breeds and try to stay with in class four or class six for greatest results. Seniors should be able to teach showmanship procedures on all breeds by studying the Standard of perfection, 4-H guide to rabbit fitting and showing, and by asking other experienced 4-Hers. Example: an older member has a mini lop, and younger member a Holland lop. Both are similar type rabbits in the same size class (four classes). An older member with a French Lop should be paired with a class six rabbit as it is a larger rabbit, but should be able to make the transition to a smaller breed with lop ears. Meat type rabbits work best together; they need special technique for showmanship due to size.

Am older member with a Californian could still help a younger member with a class 4 Florida White meat rabbit.

Dutch rabbits or Himalayan for example have special showmanship techniques. An older member with special techniques should teach showmanship on these breeds.

The Bunny System has also been proven to encourage 4-H members to work together and commit to others. The partners support each other whether a placing I received or not. The younger member often wants to watch their partner do showmanship and therefore, is involved with the judging process. Friendships between older and younger members often result, so encouragement continues into following years. The younger member works harder in their project and learning about all breeds of rabbits so they can one day be the teacher. Teen leaders involved in the Bunny System in the past became more involved in taking responsibility of the club, others, and improving their own skilled and knowledge. The Bunny System helps members to focus on others and not entirely on self, promoting a sense of community. The whole club benefits from the Bunny System.



## MARKET PROJECTS

### MARKET PENS

#### Concerning Market Projects and Judging

1. Exhibitors must be 9-19 years old and completed one year in the rabbit project area to participate in the Market Rabbit Projects.
2. Market rabbits must be under 70 days of age and weigh as close to 5 pounds as possible by show day of fair. Market rabbits can not weigh less than 3 ½ pounds or more than 5 pounds on show day of fair.
3. Market rabbits must have a legible permanent tattoo in their left ear. The number is to be the same number registered at the spring rabbit registration.
4. Market rabbits are commercial type rabbits including cross bred rabbits. Class 6 rabbits work best.
5. All livestock sold at the Market Livestock Sale must have been shown and received an A award to be eligible for the sale.
6. Sale order will be determined by the judge.
7. Exhibitors must keep rabbits cages clean at all times. Failure to do so can result in the loss of premiums.
8. Any sick or injured rabbits will be removed from the fairgrounds and not be accepted for the Market Livestock Sale.

#### Sire and Get Project

1. Exhibitors must be 12-19 years old and completed one year in the rabbit project area to be eligible for Sire and Get project.
2. Rabbits must be owned and shown by exhibitor. Sire and Get project must start by April 30 of the current year to be eligible for fair.
3. Sire and Get project must be registered at Rabbit Registration day in the spring with tattoo numbers on file. Get must bear the tattoo that is on file. Exhibitor must also turn in fair paper work signing up for the Sire and Get class.
4. Three rabbits will be exhibited during fair for this class. The buck, doe, and one of their offspring.
5. Sire and Get Record book must be complete and turned in by Monday of fair week for the project to be deemed complete.
6. Any sick or injured animal will be sent home from the fair grounds.
7. The Get or baby rabbit is eligible to be sold as a pedigree rabbit at the Market Livestock Auction. IF you plan on selling your Get, you must also sign up for the Pedigree sale class. You will not have to fill out the pedigree sale record book since you have filled out the sire and get record book.
8. Exhibitor must be at the small animal barn 1/2 hour before the Market Livestock Auction to be ready to sell if that is their intention. Project must have received and "A" award to be eligible for sale.

## PEDIGREE SALE RABBIT

1. Exhibitors must sign up for the Pedigree sale by April 1<sup>st</sup> with the Superintendent as well as sign up for the pedigree class in their Fair sign up.
2. Exhibitors must be 9 to 19 years old to eligible to enter this class. Pedigree Sale Rabbits must follow the same procedure as other market animals where rules apply.
2. Pedigree Sale Rabbits must be not less than 3 months old and no older than 1 year old by the Monday of fair week.
3. Pedigree Rabbits will be judged to the strictest standards set forth by the most current *Standard of Perfection*. This will ensure the quality of the Livestock Auction. Only 10 exhibits receiving an A award will be eligible for the sale. If more than 10 are signed up, they will be chosen at random.
4. Pedigrees must be on display for buyers to look at prior to the sale. Only complete pedigrees will be accepted on rabbit registration day. Incomplete pedigrees will eliminate the project from the sale.
5. Exhibitors are required to keep cages clean at all times during fair week. Failure to do so will result in not being able to sell at auction.
5. Sick or injured animals will be sent home from fair.

## EXHIBITORS RESPONSIBILITY CONCERNING BUYERS

1. Exhibitors should personally seek and invite persons or businesses to the Market Livestock Auction prior to Fair Week.
2. The Exhibitor should write and invitation to 3 buyers per Market Project.
3. The buyer should be first contacted weeks in advance to plan for the auction date.
4. The exhibitor should let the buyer know what club they are from, how long they have been involved with rabbits, how old they are, and who their parents are.
5. The exhibitor should give the personal invitation with the day, time, and location of the Market Livestock Auction. Tell the buyer their support will be appreciated.
6. The exhibitor should greet their buyers at the auction and thank them for coming.

7. The exhibitor should send a thank-you to all their buyers including the winning bidder.
8. Winning bidders expect to see a thank you ad in the highlights following Fair week.

Questions your buyer may ask:

1. What do I do with the rabbit?
  - a. market pens can be processed at a processor of their choice.
  - b. buyers may keep and raise the rabbit
  - c. buyers may donate the rabbit back to the fair for resale
  - d. buyer may donate the rabbit to others
2. How does re-sale work?
  - a. Buyer may bid any amount then ask for the rabbit to be donated back for re sale.
  - b. The buyer will receive the total bid amount as a tax deduction.
  - c. All re sale animals will be auctioned off at the end of the total sale. All resale animals are the property of the Newaygo County Fair, and the second bid amount will go into the general fair fund.
3. Do I have to be present to purchase?
  - a. Buyers can send a representative in their place.
4. Can I share my purchase?
  - a. Any animal can be purchased in the name of 2 or more individuals or businesses. .
5. Why buy a Grand Champion? While all buyers receive public recognition, the buyers of the Champions get considerable advertising and publicity. All buyers will receive a picture of the exhibitor and the rabbit.
6. What will the cost be?
  - a. Small animals are sold by the project not by the pound.
  - b. The highest bid received will be the actual selling price.
  - c. The purchase price is encouraged to be paid at the end of the sale. If not paid that night, and invoice will be sent to the person or business.
7. Is purchases tax deductible?
  - a. The total amount of the re-sale is tax deductible.
  - b. If the rabbit is kept, the market value of the rabbit must be deducted from the purchase price. The difference is tax deductible.

- c. If the buyer donated the rabbit back to the seller or another person, the total amount is tax deductible.
8. What will I need to do at the auction?
- a. Buyers must register by giving name address and phone number.
  - b. Buyers will be given a bidders number.
  - c. Buyers will need to decide if the rabbits will be live or processed.
  - d. A show bill of exhibitors and their projects are supposed to be available at the time of the sale.
9. When can I take my purchase home?
- a. Buyers purchasing live rabbits may take their rabbit home after the sale if they have a suitable carry case. Be sure to let the Rabbit Superintendent know before removing any rabbit projects.
  - b. If rabbits are to be picked up at another time, see the rabbit superintendent to set up a day and time for pick up.

### MARKET PEN OF THREE

1. The last day an exhibitor can purchase bucks and does for a market project is April 15<sup>th</sup> of the current year to exhibit at fair. Bucks and does must be of breeding age.
2. The Market doe must be registered on rabbit registration day in the spring along with a complete pedigree for the future market kits from both buck and doe. If market breeding pair is not pedigree, then fill out the information you have on your pair and bring to rabbit registration day.
3. Exhibitors entering the Market Project are required to attend the rabbit registration day not only to register, but to learn specifics of the market project.
4. Market rabbits should be a class 6 rabbit to make the required weight and meat development. Eight pound class 4

rabbits such as Silver Martin may fit the weight requirement but may not be filled out completely by fair show day.

Giant breeds such as French Lops or Flemish Giants will have the weight in bone structure but may not have developed sufficient meat structure. Exhibitors should be aware of this when deciding to do a market project.

5. Market rabbits may be cross bred such as: New Zealand / Californian cross.
6. Market rabbits must have a permanent legible tattoo in the left ear. Ear numbers for unborn market kits must be on file at rabbit registration day, and the same tattoo number must be in the rabbit project at fair. These numbers can not be changed.
7. The rabbit market project requires math and careful record keeping. Kits must be no more than 5 pounds but not less than 3 ½ the show day. No more than 70 days old. Therefore the exhibitor must calculate backwards from fair show day 28-30 days for gestation, plus 70 days to know when to mate the pair of rabbits. This usually is the last week end in April to the first week end in May. Depending on Fair week.
8. The feeding of the doe from the time it is bred until the record book is turned in must be calculated and recorded. This will also include all feed amounts consumed by the kits.
9. All costs in the project such as market parents, cages, feed, etc. must be totaled. The exhibitor will learn about running cost and so compare them to the sale of the extra kits, and Market project at Auction. Was this amount a plus or minus? What was the greatest influence on expense and income? This project is to help the exhibitor learn about economics as the number one objective, not to make money. The Market Record Book will need to have the last page completed after the Market Livestock Auction. To answer and calculate the ending cost.
10. Market rabbits will be placed in the same cage specifically constructed for pen of three. Exhibitors are to provide a large feeder and ample water bottle to accommodate the trio.
11. Market rabbits are weighed by 5:00 p.m. on the Monday of fair by Rabbit Superintendent or person chosen by Rabbit

Superintendent for objectivity reasons. Market rabbits must weigh between 3 ½ and 5 pounds. Rabbits may be re weighed by judge on show day.

12. Ear numbers, sex, and weights are given to the judge on the day of show.
13. Market Livestock Sale order is determined by the “placing” given by the judge.
14. Market rabbits will be judged on uniformity in weight, size, meat quality, and fur (color and density).
15. Market Rabbit Record books must be complete and seen by the Rabbit Superintendent before the rabbits will be permitted to enter the barn. Record books will then be taken to the Fair Office by the Superintendent.

#### SINGLE FRYER

1. The single fryer project must follow the same procedures as the Market Pen of Three project where they apply.
2. The Single Fryer may come from the same litter as the Market Pen of Three or from another litter whose doe was registered on rabbit registration day.

#### PEDIGREE SALE RABBIT

1. Pedigree Sale Rabbits must follow the same procedures as the Market Pen of Three and the Single Fryer where rules apply.
2. Pedigree Sale Rabbits must be registered by April 1<sup>st</sup>. with rabbit superintendent. And on the fair paperwork in July.
3. Pedigree Sale Rabbits must be no younger than 3 months of age, and no older than one year of age.
4. Pedigree Sale rabbits will be judged according to the strictest standards set forth by the most current *Standard of Perfection*. This is to ensure quality at the Market Livestock Auction.
5. Only 10 Pedigree Sale Rabbits will be sold at the Market Livestock Auction. Projects must earn an “A” award to be worthy of going to auction. If more than 10 rabbits sign up

for this project, eligible exhibitors will be drawn at random to get the 10 rabbits to be sold.

6. Pedigrees will be on display for buyers to review before the auction. Therefore only a complete pedigree will be accepted.
7. Pedigree Sale Rabbit record book must be complete and turned into the Rabbit Superintendent by Monday of Fair week. The Superintendent will then take the record book to the Fair Office.

### SIRE AND GET

1. Exhibitor in this project area must be between 12 and 19 years of age. And have completed one project year in the rabbit area.
2. Exhibitors must own and show their own rabbits in the Sire & Get class.
3. Sire & Get consist of one pedigree senior buck, one pedigree senior doe, and one of their offspring between the ages of three and five months for class four rabbits, and three and eight months for class six rabbits by show day.
4. The offspring must have been raised in the exhibitors own rabbitry.
5. Exhibitors must start this project before April 30 of the current year to exhibit at fair.
6. Sire & Get rabbits must be registered by April 1st. with the rabbit superintendent. As well as on the Fair paperwork sent in , in July. This includes the buck, doe, and their offspring.
7. Should the offspring still be in the nest box or not yet born on rabbit registration day, the exhibitor will be required to supply pedigree and tattoo number for the expected kit. The offspring must have the tattoo on file permanently in the left ear by fair week.
8. Complete Sire & Get record books are required by the first day of Fair to deem the project complete. The note books are a large part of this project. The Superintendent will then take the record book to the Fair office.
9. Exhibitors can enter only 1 Sire & Get trio.
10. Exhibitors must show their own Sire & Get trio as only they can answer the questions from the judge. If conflict occurred due to showing another species of animal please let the Rabbit Superintendent know.

11. The offspring may also be sold at the Market Livestock Auction as a Pedigree Sale Rabbit. But you must also sign up for this project at the Rabbit Registration day as well as on the fair paperwork

### OTHER RABBIT RELATED PROJECTS

Exhibitors are encouraged to become involved with other rabbit related projects. These can include projects such as:

1. Photography: Using photography to keep records of kit development, inventory, and genetics.
2. Crafts: again possibilities are endless, but here are a few ideas. Rabbit fur for clothing, fur for a purse. Cross stitching, quilted projects with a rabbit, wood cut outs, wood burning.
3. Horticulture: Researching the use of plants for food or medicine, or plant that can be harmful to rabbits.
4. Wood Working: this could include making nest boxes. Show tables, hutches, tattoo kit case, or other rabbit related items.
5. Community Service: Helping younger kids learn showmanship. Taking a group of youth and their well behaved rabbits to a nursing home. Or the Farm animal petting area at fair.



### CAVY PROJECTS

1. All cavy projects must be registered by July 1 of the current year.
2. All cavies must have a numbered tag in their left ear by fair week. If you need your cavy tagged the superintendent can do that the first day of Fair.

3. Each exhibitor must own and show their own cavies, if conflict occurred with showing another animal at the same time, please let Rabbit Superintendent know.
4. Cavies will be brought the day of show and taken home the same day due to lots of stress during fair week.
5. Cavies will be judged by the most current edition of *The Standard of Perfection*.
6. Exhibitors will follow all regulations for rabbit projects where they apply.
7. Exhibitors may obtain a cavy showmanship step booklet from the MSU Extension office.
8. Age groups for showing cavies are the same as for rabbits they are as follows.

Parent and me 5 year olds

Pre Junior 6 to 8 year olds

Juniors 9 to 11 year olds

Intermediate 12-14 year olds

Seniors 15-19 year olds.

9. Exhibitors may show one cavy per class.

#### BREED

CLASS \_\_\_\_ Junior Sow under 4 months of age, weight 12-22 oz

CLASS \_\_\_\_ Junior Boar under 4 months of age, weight 12-22 oz.

CLASS \_\_\_\_ Intermediate Sow 4- 6 months of age, weight over 22oz. under 30oz.

CLASS \_\_\_\_ Intermediate Boar 4-6 months of age, weight over 22 oz, under 30 oz.

CLASS \_\_\_\_ Senior Sow 6 months and over, weight over 30 oz.

CLASS \_\_\_\_ Senior Boar 6m months and over, weight over 30 oz.

#### FAIR BARN RULES

1. Rabbit must be seen by rabbit superintendent before being allowed into the small animal barn, they must have a leak proof well ventilated carry cage. Sanitized water bottle and food bowl, permanent legible tattoo in left ear, and be fit and ready for showing.
2. Rabbit record books must be complete and ready to turn in by the first day of fair week. If no record book is presented then no awards will be given.
3. Rabbits can not be entered after noon on Sunday of fair week.

4. Rabbits must be over 3 months of age to show unless they are Market Pen of 3 or Single Fryer.
5. Exhibitors are responsible for daily watering feeding and cleaning of trays by 9:00 a.m. Failure to do so will result in loss of premiums.
6. Exhibitors are responsible for their own equipment food and items needed for their projects. Label your items with your name.
7. Exhibitors must sign up for barn duty. Five to 8 year olds are required to be accompanied by parent or leader. Nine to 19 year olds can do barn duty on their own.
8. Barn duty consists of keeping debris picked up or swept, answering questions from the public, and keeping an eye out for and problems with the rabbits, such as heat stress, or someone bothering rabbits in their cage. If a problem arises please find the Rabbit Superintendent as soon as possible.
9. Exhibitors must be respectful and not horseplay while on duty.
10. Exhibitors must not feed or handle other exhibitor's rabbits or equipment.
11. Please keep rabbits in the rabbit area of the small animal barn.
12. There will be no smoking, bare feet or dogs in the small animal barn (except sight or hearing dogs)



FAIR WEEK

SUNDAY

Small animals can be checked in on Saturday or Sunday morning between 9:00 a.m. and noon.

Vet Check is not necessary. Rabbit Superintendent must see rabbit before it is caged.

#### SATURDAY or SUNDAY

1. Small animals can be checked in today from 9:00 a.m. until Noon on Saturday and Sunday. No vet check is necessary. Rabbit Superintendent has to see the rabbits before they are caged.
2. All record books are due the first day of Fair week by noon.
3. Rabbits will be assigned a cage by rabbit superintendent.
4. Rabbits must be fed and watered when they are caged.
5. A thin layer of shavings is to be put in the tray under your rabbit. Use only a thin layer of shavings as the tray must be dumped and re lined every day.
6. Exhibitors must sign up for barn duty.
7. If conflict occurs in scheduling with exhibitor showing another species on day of show, let Rabbit Superintendent know.

#### TUESDAY

1. Rabbits fed, watered, and trays cleaned by 9:00 a.m.
2. Exhibitors need to get show number from Rabbit Superintendent.
3. Exhibitors may want to do last minute grooming to ready rabbits for show.
4. Exhibitors must be ready for showing by 10:30. a.m.
5. After a quick grooming put rabbits back in cage until time to show to keep stress at a minimum.
6. Exhibitors must follow rules and show respect to the show team
7. Exhibitors need to have their picture taken with their trophy they have won along with the rabbit/cavy that won it to be sent to the trophy donor. Be sure to have a clean shirt on or a show coat.
8. Exhibitor must give extra care to their rabbit and clean up around their cage after showing.
9. See show Day Etiquette for more information on showing rabbits.

#### WEDNSDAY

1. Rabbits fed, watered, trays cleaned by 9:00 a.m.
2. Exhibitors need to be dressed and ready for costume class by 11:45 a.m.
3. If exhibitor needs to get their picture taken with rabbit and trophies please get that done today. See rabbit superintendent.

## THURSDAY

1. Rabbits must be fed, watered, and trays cleaned by 9:00 a.m.
2. Exhibitors must be available and ready for the Market Livestock Auction on time, in show dress and with awards by 3:30.

## FRIDAY

1. Rabbits must be fed, watered, and trays cleaned by 9:00 a.m.

## SATURDAY

1. Rabbits will be released today at 7:00 a.m.
2. Cages must be cleaned from all debris, including wires ribbons, rabbit manure. Including sidewalls. Trays must be likewise cleaned, rinsed out and returned upside down .Do this after the rabbit has been placed in its carry cage.
3. Be sure to take all of your feed, books, and equipment home.
4. Check out with the rabbit superintendent before you leave.

## LEADERS

1. Leaders need to be sure their club signs up for barn duty.
2. Make sue exhibitors do barn duty when they sign up for it.
3. Make sure club members clean and care for their rabbits during fair week. Let them know if this isn't done they could loose their awards, not only in the rabbit area, but in all areas.
4. Make sure that when release time comes that all members of their club have properly cleaned their cage and tray.
5. Rabbits must stay in good health all week. Any rabbit showing signs of illness during fair week will be sent home, these rabbits will not be allowed to participate in Market Livestock Auction.
6. Leaders need to know that they are appreciated for all they do throughout the year as well as during fair week.

## THANK YOU

## SHOW DAY ETIQUETTE

1. Proper dress for show day is black or dark pants and a white long sleeved shirt, or long sleeved lab/show coat. No jewelry, nail polish, hats, or piercing jewelry. Hair must be pulled back out of the face and neat.

2. Exhibitors must register for a show number before the judging starts at 10:30 a.m.
3. All rabbits must be ready to show before entering the show area.
4. No other species will be allowed in the show area during judging.
5. Exhibitors can not handle other exhibitor's rabbits unless they are part of the show team.
6. Exhibitors not yet showing must stay with their parents or 4-H club leader until their turn. No wandering off.
7. Showmanship will go in class order from youngest to oldest.
8. Exhibitors must stay alert and listen for their age group being called. Classes will not be held up for tardy exhibitors.
9. Exhibitors must be courteous and listen to the judges comments.
10. Rabbits and Cavies will be judged by the latest edition of *The Standard of Perfection*.
11. The judge's book is final.
12. Exhibitors must stay at the table and listen to the judge's comments on their rabbit while it is being judged.
13. All persons involved must be courteous and understanding when problems occur and avoid negative behavior or comments. There will be no horseplay around the show area.
14. Exhibitors should thank the judges. Each club should make a Thank You card to send to the judge as a club project.
15. No one is allowed at the show tables other than the youth exhibiting. Parents may stand near but please stand backs a ways. If you have questions about your child's rabbit, please wait until break time or after the show. This helps the show flow quicker.
16. Only exhibitors can put rabbits on the table to show. If your child is small and needs help, ask another youth to help. If parents put rabbits on the table for their kids, it can result in loss of awards.
17. Any rabbit showing sign of illness will be removed from the show table and sent home. The judge may remove any rabbit due to illness or disease.
18. A lunch break will be taken unless the judge plans otherwise.

#### SHOW ORDER

1. Showmanship starting with youngest classes to oldest.
2. Best Showman overall for rabbits.
3. Showmanship for cavies
4. Best showmanship overall for cavies

5. Market Classes
  - a. Market pen of three
  - b. Single Fryer
  - c. Sire & Get
  - d. Pedigree Sale

The judge may ask the kids to come to the table to ask questions about their projects. The judge will discuss things like meat quality, improvement to the breed, etc.

Sale order will be determined by placing the judge gives.

6. Breed show for rabbits.
7. Breed show for Cavies.
8. The judge will determine when he or she desires to break for lunch. Usually 30 minutes is allotted unless it is unusually warm.

## MARKET LIVESTOCK AUCTION

1. Exhibitor must own, show, and sell their own Market Rabbit Project, and have received an "A" award to be eligible to participate in the Market Livestock Auction.
2. Exhibitors are allowed two market projects in the Market Livestock Auction.
3. Grand Champion and Reserve Grand Champion are highly encouraged to sell.
4. Exhibitors must be 9 to 19 years of age and participated in the rabbit project area one year in order to participate in Market Rabbit Project.
5. Sale order is determined by the judge, put on the sale bill. No other entries will be sold that are not listed on the sale bill.
6. Any sick or injured animals will be removed from the fair grounds and not allowed to sell at the Market Livestock Auction.

7. Exhibitors must be in the Small Animal Barn at least 1/2 hour before the Auction is to start, to receive final instructions.
8. Exhibitors must be in show dress with their awards.
9. Exhibitors must transport their Market Rabbits to the auction site in a well ventilated leak proof case.
10. Exhibitors must follow the instructions of the Auction Team.
11. Exhibitors and adults must not approach the recording tables unless requested to do so by the Auction Team or unless the person is a buyer.
12. Exhibitor or family must not solicit buyers once the auction has started.
13. Exhibitors should invite at least 3 buyers per market project prior to fair week and remind buyers the day before the auction.
14. Exhibitors must quietly sit and wait their turn to sell market rabbits. The auction recorders are listening for the last highest bid. This is beneficial to the exhibitor.
15. Exhibitors need to prepare a baggie of feed, label the brand of feed used, and supply feed instructions for the buyer. Feed instructions should tell how much the rabbit is fed, how often, what time of day, special treats, name of rabbit, and other pertinent information concerning the rabbit.
16. Parents may purchase the exhibitors Market Project. The 7 1/2% will still be deducted to cover auction expenses.
17. Participants must send thank you notes to their buyer, and other bidders they invited. Buyers expect a thank you ad in the Hi Lites the week following fair.
18. Exhibitors will be sent their Market Auction check in the mail.
19. Seven and one half percent of the gross amount is deducted for the Market Livestock Fund. To cover expenses.